

GUBI

Epic Table
by GamFratesi



The Epic Table

Named after the epic poems of ancient times, GamFratesi's Epic Table for GUBI is a sculptural piece of furniture inspired by Greek columns and Roman architecture.

Made in Italy from travertine stone, the monolithic form emphasizes the materiality of the stone, the natural beauty of its veins, and the vibrant texture of its unique patina – in which a new detail can be discovered with every use.



The Epic Table

Trendsetting

Having been at the forefront of the current trend for marble, GUBI now introduces its first travertine stone piece in celebration of this natural material.



The Epic Table

Sculptural

The Epic Table has a strong, sculptural form comprising two simple shapes – a hexagon and a circle – that references classical architecture and yet creates a new expression.



The Epic Table

Characteristic

Emphasizing the stone's natural open texture, the veins and striations make each piece unique.



The Epic Table

Versatile

The Epic Table can stand alone as a sculptural form or be combined in dynamic clusters.



The Epic Table

Exclusive Color Scheme

A color palette of Neutral White, Vibrant Gray or Burnt Red enables the impact of the piece to be dialed up or down to suit the interior space.



The Epic Table Collection



Epic Dining Table - Ø130



Epic Coffee Table - Ø110



Epic Coffee Table - Ø80



Epic Coffee Table - Ø60

Colors



Burnt Red



Vibrant Gray



Neutral White

The Epic Table Collection





EPIC DINING TABLE - Ø130CM

EPIC COFFEE TABLE - Ø110CM

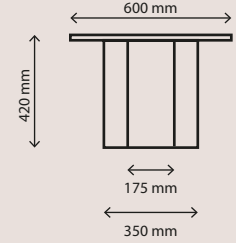
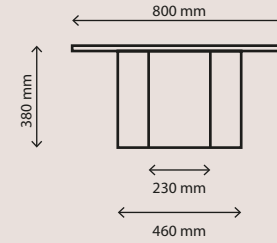
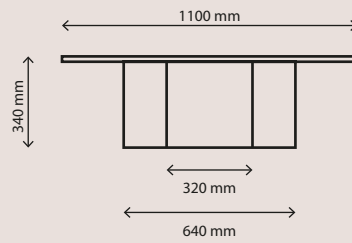
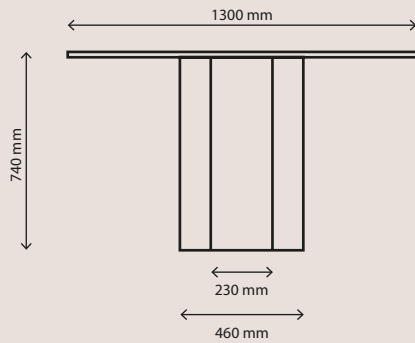
EPIC COFFEE TABLE - Ø80CM

EPIC COFFEE TABLE - Ø60CM

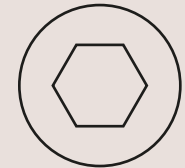

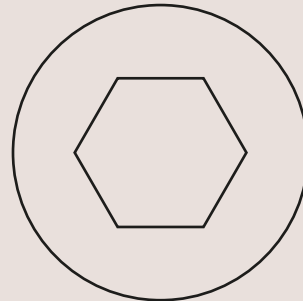
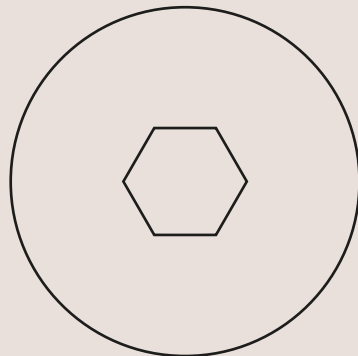
Top View



Front View



Bottom View



Technical Information

DIMENSIONS

Coffee Table - Ø60

Diameter	600mm / 23.6"
Height	420mm / 16.5"
Tabletop thickness	20mm / 0.8"

Coffee Table - Ø80

Diameter	800mm / 31.5"
Height	380mm / 15.0"
Tabletop thickness	20mm / 0.8"

Coffee Table - Ø110

Diameter	1100mm / 43.3"
Height	340mm / 13.4"
Tabletop thickness	20mm / 0.8"

Dining Table - Ø130

Diameter	1300mm / 51.2"
Height	740mm / 29.1"
Tabletop thickness	20mm / 0.8"

WEIGHT

Coffee Table - Ø60	tabletop 14kg, base 25 kg
Coffee Table - Ø80	tabletop 25kg, base 32 kg
Coffee Table - Ø110	tabletop 47kg, base 45 kg
Dining Table - Ø130	tabletop 66kg, base 57 kg

Add approximately for packaging

Coffee Table - Ø60	34,3 kg
Coffee Table - Ø80	50,3 kg
Coffee Table - Ø110	82,3 kg
Dining Table - Ø130	105,3 kg

MATERIAL

Base and tabletop Travertine stone.

Finish Natural holes filled with resin on the top. Base left unfilled.

Connectors Powder coated steel plates

COLOR

Coffee Table Burnt Red, Neutral White or Vibrant Gray

Dining Table Burnt Red, Neutral White



PRODUCTION LEAD TIMES

Lead time for orders placed week 39: 10 weeks

Normal lead time: Stock product from week 50