



SOFTWALL

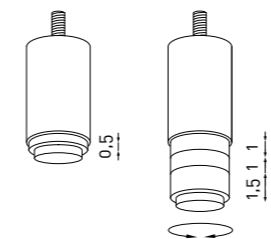
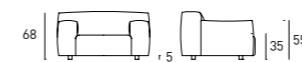
design Piero Lissoni

Fix or modular sofa and armchair with lacquered steel base frame with support in coated rubber elastic straps and felt pad to protect the seat cushion. Armrest and backrest with steel frame and elastic straps, embedded in a flexible cold polyurethane foam structure covered with a mat in prewashed and sterilized goose down, stitched into separate compartments. The backrest only has a polyurethane foam insert. Seat cushions with preformed structure in differentiated density

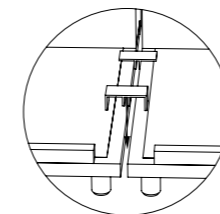
polyurethane foam, covered with a quilted mat in prewashed and sterilized goose down, stitched into separate compartments. Black anodized aluminum feet, adjustable on 3 levels, from 7 cm to 10 cm or, on request, available with a chromed steel base h12 cm. Fabric or leather upholstery, both fully removable by zippers and Velcro fastenings. Seat depth: 67 cm.

Notes

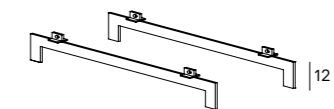
Black anodized aluminium feet, adjustable on three levels, from 7 to 10 cm.



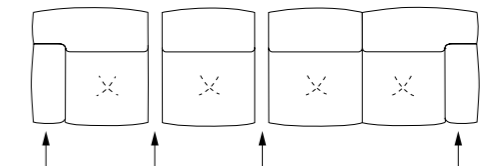
Modular elements are joined with provided hooks for assembly, as per instructions included with the product.



On request available chromed Stainless Steel bases.

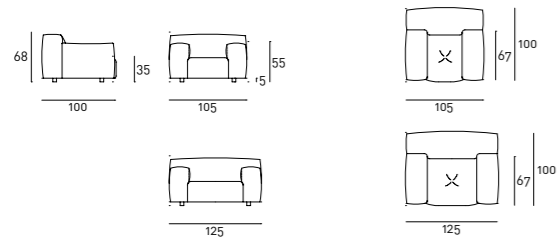


Consider 2 bases for sofas and armchairs; when in compositions, please consider 1 terminal base and 1 connecting base (see drawings).

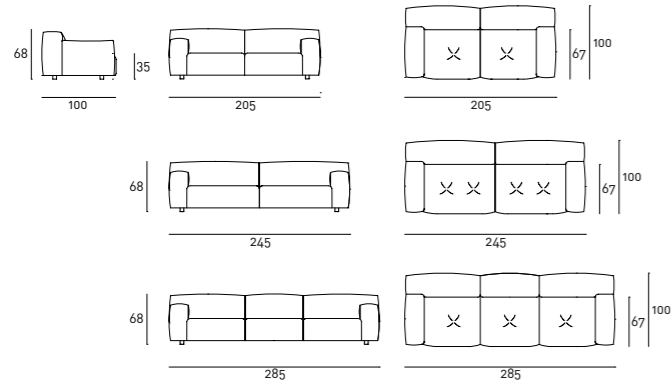


For composition with different elements, please attach a general sketch to the order.

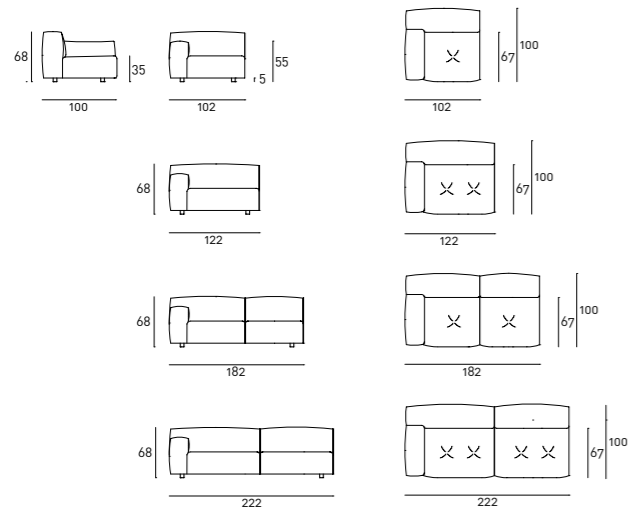
Technical Drawings
Armchair



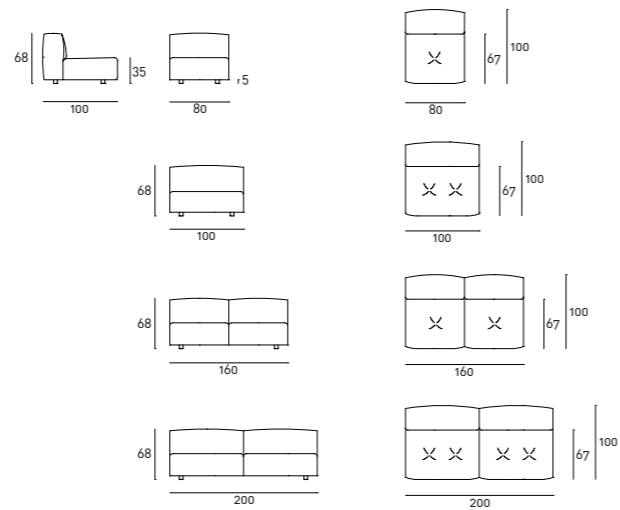
Sofa



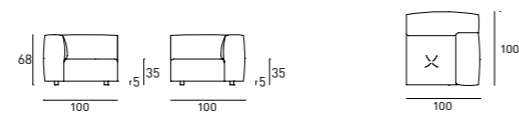
Terminal Element



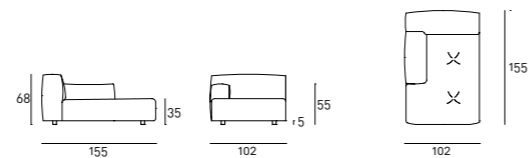
Central Element



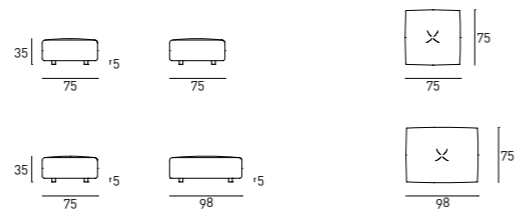
Corner Element



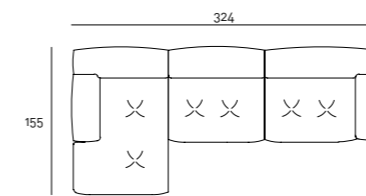
Long Seat



Footrest

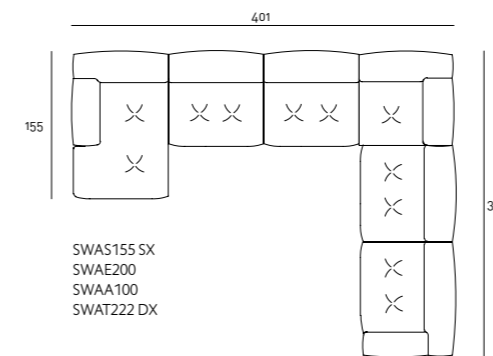


Examples of Composition
Composition 01



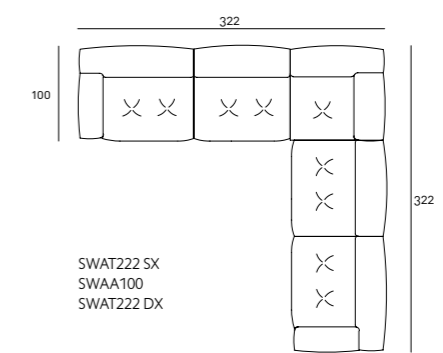
SWAS155 SX
SWAT222 DX

Composition 03



SWAS155 SX
SWAE200
SWAA100
SWAT222 DX

Composition 02



SWAT222 SX
SWAA100
SWAT222 DX

The commercial codes refer to the elements chosen in the above-proposed compositions.